

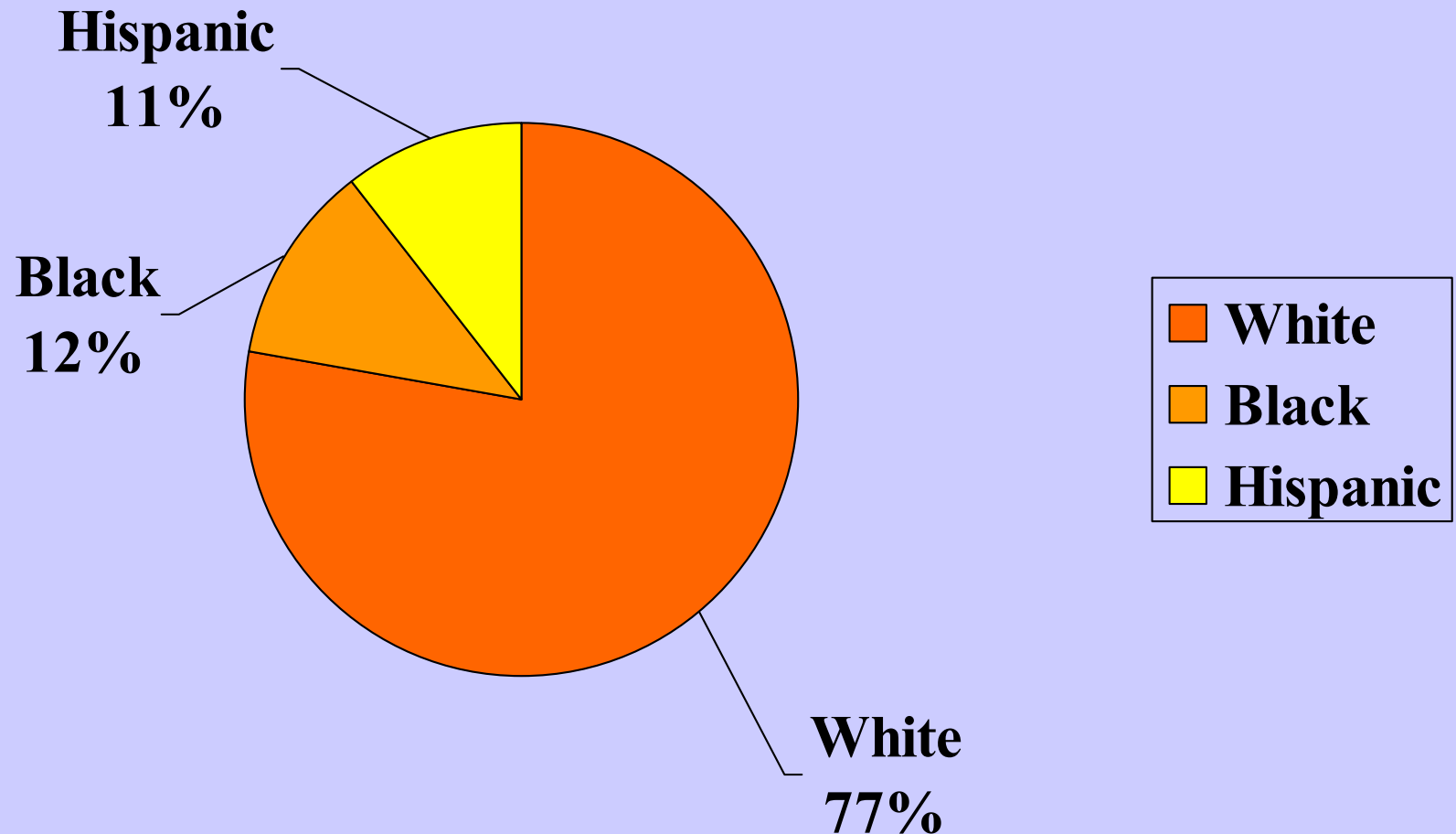
Racial Disparities in the US War on Drugs

Information prepared by Grant Smith
Legislative Assistant
UUA Washington Office
for Advocacy
email: gsmith@uua.org

According to the US Census Bureau, the US population in 2000 was 281,421,906. Of that, 194,552,774 (69.1%) were white; 33,947,837 (12.1%) were black; and 35,305,818 (12.5%) were of Hispanic origin. Additionally, 2,068,883 (0.7%) were Native American, and 10,123,169 (3.8%) were Asian.

Drug Use by Ethnicity

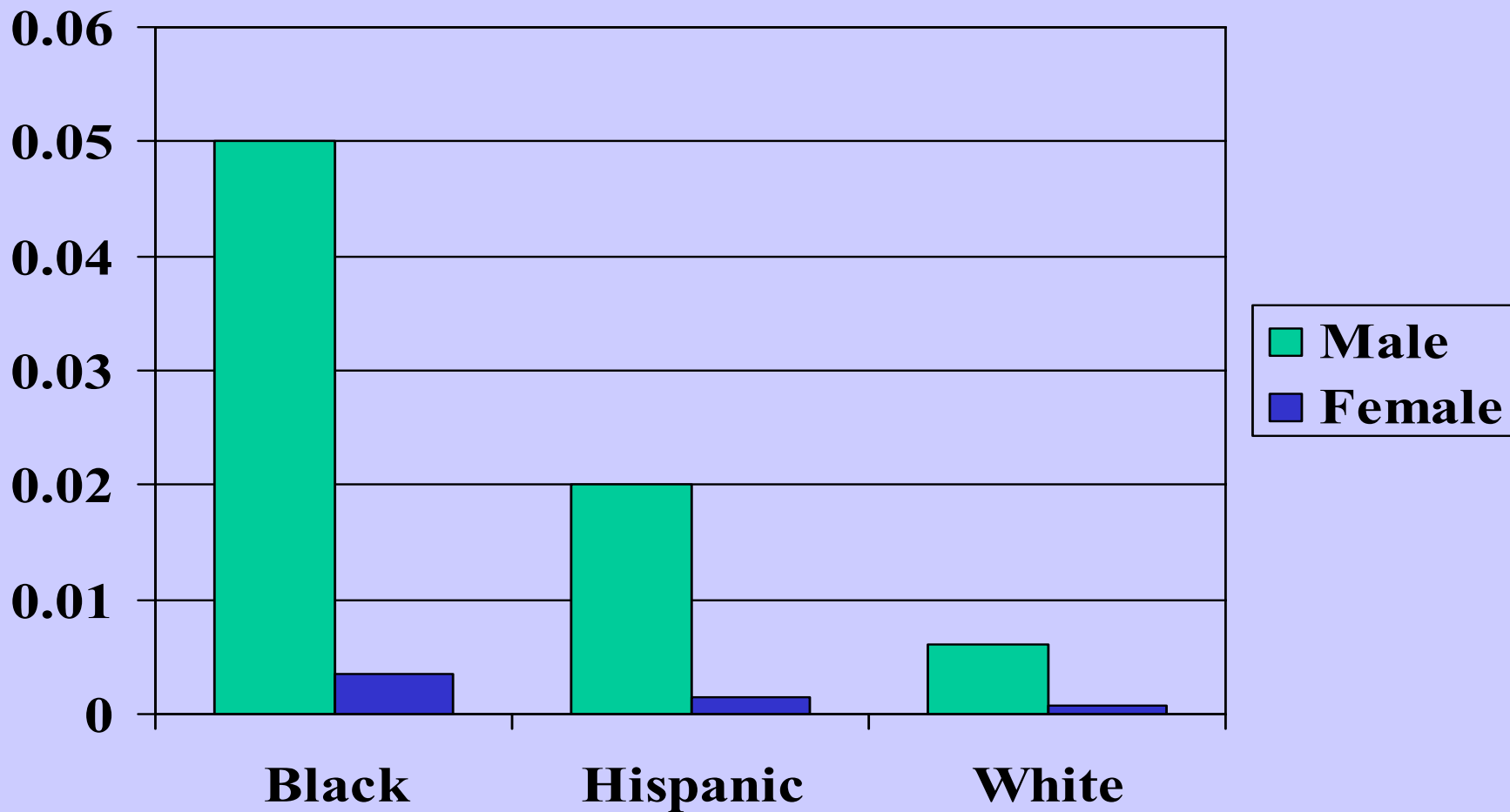
Percentage of 28.4 Million Surveyed



Source: US Census Bureau, Department of Commerce,
Census 2000 Redistricting Data (P.L. 94-171) Summary
File for states, Population by Race and Hispanic or
Latino Origin for the United States: 2000 (PHC-T-a)
Table 1, from the web at
www.census.gov/population/cen2000/phc-t1/tab01.txt

According to the National Household Survey, in 2001, 28.4 million Americans aged 12 or over (12.6% of the US population aged 12 and over) used an illicit drug. Of these, 21.1 million were White, 3.1 million were Black, and 2.9 million were Hispanic.

Rate of Incarceration by Ethnicity and Gender (per 100,000)

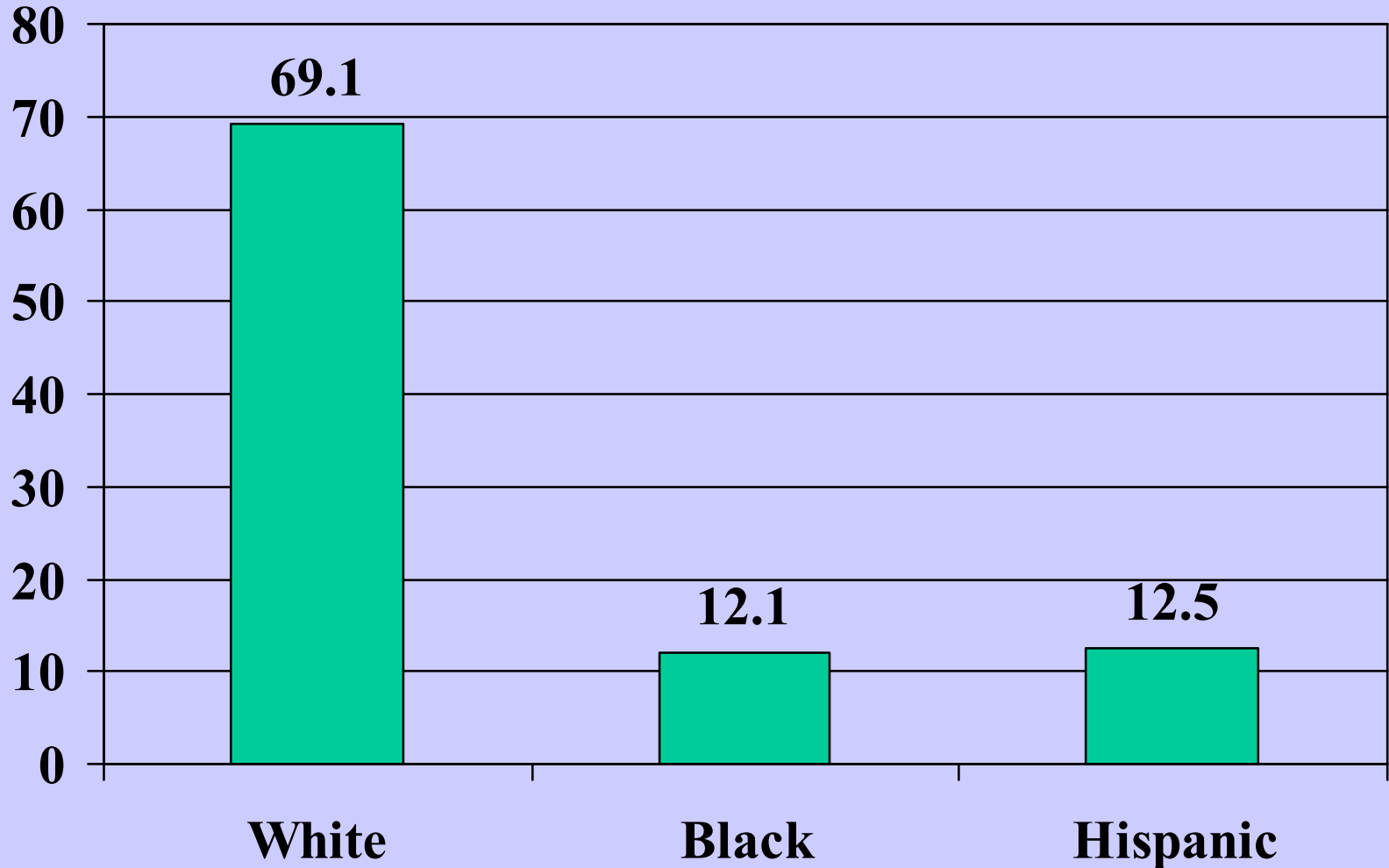


Source: Substance Abuse and Mental Health Services Administration, US Department of Health and Human Services, Results from the 2001 National Household Survey on Drug Abuse: Volume 1. Summary of National Findings (Rockville, MD: Office of Applied Studies, August 2002), p. 109, Table H.1; p. 110, Table H.2; p. 102, Table G.4; and p. 122, Table H.14.

According to the US Dept. of Justice, in the United States "The rate of incarceration in prison and jail in 2002 was 702 inmates per 100,000 US residents -- up from 690 at midyear 2001. At midyear 2002, 1 in every 142 US residents were in prison or jail." The incarceration rate for African-American women was 349 per 100,000; for African-American men, the rate was 4,810 per 100,000; the rate for Hispanic women was 137 per 100,000; for Hispanic men the rate was 1,740 per 100,000; The rate for white women was 68 per 100,000; and for white men the rate was 649 per 100,000.

Ethnicity by Percentage of US Population (2000)

US population in 2000: 281,421,906



Source: Harrison, Paige M., & Jennifer Karberg, Bureau of Justice Statistics, Prison and Jail Inmates at Midyear 2002 (Washington, DC: US Dept. of Justice, April 2003), p. 2 & Table 14, p. 13.

Cycle of Oppression in War on Drugs

