


CLASSIC INTERGENERATIONAL EVENTS

A Composite from *REACH Special Collections*

Appreciation to Dorothy Sowell, Gene Navias, Mary Nelson

UNBIRTHDAY CELEBRATION

Sent out with the church newsletter were the birthday mandalas (see below) to be colored and brought to the event as decorations. Children, youth, adults and elders sat together at tables grouped according to their birth months, and each table decorated its own birthday cake.



- There will a table set up for each month of the year. Please sit at the table representing your birthday month.
- Please bring a main dish or salad for 8 or a loaf of bread and your own place settings. Dessert and drinks will be furnished.
- Let the DRE know how many in your family will attend, when their birthdays are and what you will bring.

P.S. Please color your birthday mandala and post this as a reminder at home. THEN...bring the mandala to the party and help us decorate.

ZODIAC GROUP ACTIVITY INSTRUCTIONS FOR ZODIAC GROUP LEADERS

We ask your help in convening the Zodiac Group of which you're a part. Please help people with your sign to find a place to form a group and begin getting acquainted. The group will meet for about 10 or 12 minutes and we would like to ask each group to:

1. Form a circle of children, youth, and adults.
2. Start the introductions by saying that you've been asked to lead the group. First, we'll introduce ourselves by giving our name, and the name by which we like to be called, and where we are from and our birthday.
3. I'll start. My name is _____

And I'd like you to call me _____

I'm from _____

And my birthday is on _____
(This will probably take no more than five minutes.)

4. When all have had a turn, you will explain that we're going to have a chance to get to know one other person for a few minutes. Ask each person to find someone whom they don't know, perhaps someone who is a different age or generation than they are.


Once they have formed couples (and a trio if someone will be left out) ask them to take a couple of minutes to share three things:

- A favorite birthday they remember
- A birthday when something went wrong
- Something they have at home (or brought with them) that is very special to them.


This sharing should take 3 or 4 minutes...and when you sense people – or most people – have finished, ask the group to rejoin and share any special discoveries they made.


Share the hope they will seek out their new friend as the week goes on and talk again. Maybe they can plan to meet again – or at least wave and say "hi" as they see each other. Maybe they can remember each other's names and birthdays and what they shared.


5. A bell will sound when the Zodiac Group time is up and the whole group is to reassemble. Each group will share a highlight of this time together.
6. A "Thank you" for lending yourself to helping to create our community.


CAPRICORN
Dec. 22 
Jan. 20


AQUARIUS
Jan. 21 
Feb. 19


PICES
Feb. 20 
Mar. 20


ARIES
Mar. 21 
Apr. 19


TAURUS
Apr. 20 
May 20


GEMINI
May 21 
June 21


MOON CHILDREN
(cancer)
June 22 
July 21

LEO
July 22 
Aug. 21

VIRGO
Aug. 22 
Sept. 22

LIBRA
Sept. 23 
Oct. 22

SCORPIO
Oct. 23 
Nov. 21

SAGITTARIUS
Nov. 22 
Dec. 21

WISHING TIME

This was an evening program, following a potluck supper. There were more adults than children attending, ages ranging from 5 to about 80. We eyeballed the group to choose the median age and asked all above that age to go to one end of the room and all under it to the other end. One leader spoke with the younger group and handed each a Magic Marker. They were told that they would need to share the Magic Marker with someone in the other group. They could choose their partner but must stay with that person for our activity. The other leader told the older group that they would be partners for our activity with someone from the other group and they should work on the project together. If their partner happened to be quite young, we would appreciate their assisting that person in reading and writing when necessary, in a nice, cooperative way, without “putting down” that partner. After partners were chosen, we told all that they were to go around the room and look at the headings being written on the big pieces of paper posted. Then, they were to write in their responses to the headings. The other leader was writing the beginning of a statement on each paper. We had nine because we had nine bulletin board spaces. These were:

In this church, I wish I ...

I wish this church would ...

I wish the people of the church ...

In our church school, I wish ...

I wish the UUA ... etc.

When it looked as if most persons had written all they wanted to, we asked that they go back around the room, still with partners, read what others had written and put a check mark beside those statements they agreed with. When it seemed most persons were finished with this step, we then asked that everyone go around the room again and write in their names beside those items they were willing to help do something about. When this was nearly done, we dimmed the lights, lit some candles, and the minister gave a short talk on the need to let our wishes be known—that when we do, we usually find others in agreement and then something positive can happen—making wishes come true.